

A large flock of white sheep grazing in a field of tall, golden-brown grass. The sheep are scattered across the field, some facing the camera and others with their backs to it. The background is a soft, hazy landscape.

2025 SAMIC Month report

September

Executive Summary

During September, SAMIC continued to uphold its mandate of promoting compliance with national meat classification standards and regulatory requirements across the value chain. Inspections and audits were conducted to ensure ongoing quality, transparency, and integrity in meat production and trade.

A total of 164 abattoirs were visited during the month, resulting in 24 deviations from regulations, all of which were addressed. In the trading environment, 261 meat traders were audited, with four regulatory deviations identified and rectified. Regarding dressing standards, minimal deviations were observed.

Three students were assessed for independent classification.

In line with the Standing Regulations, 18 classifiers exceeding threshold deviations in inspection standards underwent refresher training, in all species.

Participation in the Meat Classification System remained strong, with 194 abattoirs actively involved. This included 149 facilities classifying beef, 146 classifying small stock, and 85 handling pork. This demonstrates growth of the industry with a net positive of abattoirs adopting the classification system. Compliance enforcement remained a priority. One abattoir's classification code was withdrawn due to non-compliance with regulatory standards. In addition, five abattoirs received warnings for minor transgressions, and one abattoir was issued a final warning. No trade transgressions were recorded this month, and no trader warnings were issued. For export purposes, six intermediate hides and skins stores, and 42 abattoir stores were audited to ensure readiness and compliance.


Audits related to the Quality Indication Mark (QIM) continued, with 156 conducted year-to-date. These audits covered farms, abattoirs, deboning plants, and meat traders, encompassing 30 different QIM specifications. Five non-compliances were identified during these inspections.

Slaughter figure audits for September recorded additional 97 recordings for the month. Year-to-date totals stands at nearly 1600 visits of 519 for beef, 474 for sheep, and 602 for pork.

Engagements within the BLNS (Botswana, Lesotho, Namibia, and Eswatini) region continued, with 51 audits and inspections conducted.

In support of national standardization, all SAMIC regional auditing inspectors participated in evaluation visits to Renbro and Doornplaat abattoirs. These visits focused on calibrating classification practices for beef, small stock, and pork, assessing fatness, conformation, and damage codes. Inspectors conducted both individual and group assessments, and no classification disputes were reported. The overall classification standard was considered high.

Lastly, in the wool and mohair sector, the market remained competitive. Strong demand for high-quality merino fleece and certified wools resulted in an impressive sales clearance rate of 97.5%.



A highlight for the month was the successful hosting of the annual carcass competition on 18 September 2025 at Gabbata Lodge near Pretoria, where producers were recognised for their contribution to high-quality carcass production. This prestigious event was extremely well attended by industry bodies, government representatives, dignitaries, media and producers. Prize winners were celebrated and an engaging floor discussion led by Chef Andile Somdaka and Consumer expert Marina Fourie demonstrated how important good meat is for a good eating experience. The evening saw 22 winners and runners up of excellence on animal production according to national standards. An evening, demonstrating SAMIC's innovation drive, was enjoyed by all.

Thanks to the SAMIC family and those involved in its progress, and of course that of the industry!

Tom Westphal

Executive Director

SAMIC

STANDARD CONTROL & QUALITY ASSURANCE

September 2025 REPORT

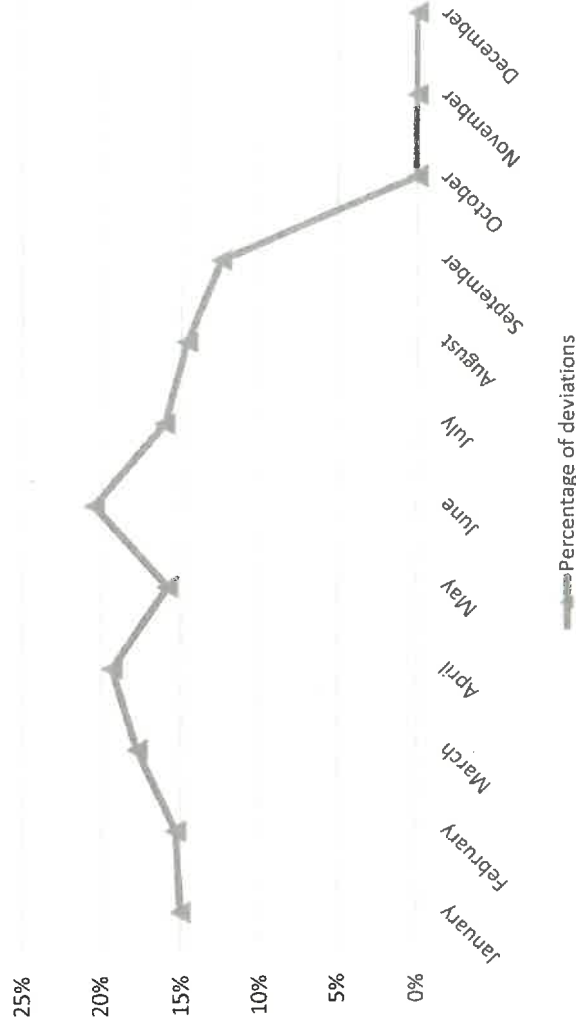
Inspector no	Legend	Name	Area	Document information from
1	TF	Tiaan Ferreira	Limpopo, Gauteng	Inspector1
2	MC	Marco Coetzee	Northern Cape, Free State	Inspector2
3	ADuT	Albertus du Toit	North West, Gauteng	Inspector3
4	PN	Patrick Neels	The Northern Cape	Inspector4
5	AR	Anthony Rahlaho	The Free State	Inspector5
6	SO	Selvan Odayan	KwaZulu-Natal	Inspector6
7	WJ	Wessel Jansen	The Eastern Cape	Inspector7
8	EG	Evan Gird	The Western Cape	Inspector8
9	WV	Willie Venter	Mpumalanga, Limpopo, Gauteng	Inspector9
13	DZ	Dirk Zandberg snr	Quality Indication Auditor	QIAuditor1
14	SvS	Steve van Schoor	Quality Indication Auditor	QIAuditor2
15	JJ	James Jeffries	Quality Indication Auditor	QIAuditor3
17	NvS	Natasha van Schoor	Quality Audits & Hides and Skins Nator	H&S Inspections
18	JM	Johan Maritz	National Manager	National

1. CO-ORDINATION VISITS AT ABATTOIRS

Co-Ordination visits at abattoir	Number										Total for Year
	Meat classification										
	TF	MC	ADuT	PN	AR	SO	WJ	EG	WV	Total for Month	Total for Year
Visits performed:	18	8	26	16	19	20	10	18	17	152	1 527
Assessments done on											
Beef	14	4	17	4	12	7	5	12	11	86	860
Sheep	6	5	9	13	12	1	6	13	4	69	688
Pigs	4	1	11	0	6	8	4	6	5	45	393
Instances where no assessments done due to no slaughtering of species											
Beef	2	1	4	2	3	5	5	3	2	27	295
Sheep	6	1	9	2	6	6	4	2	6	42	405
Pigs	6	1	5	1	1	3	1	2	6	26	218

Total deviations at the abattoirs for the month	7	0	3	1	2	3	0	3	0	3	0	19	249
Total deviations at the abattoir to date for	2025	4	35	20	30	52	17	38	17	249	17	249	249
Total abattoir visits for the month		18	8	26	16	19	20	18	17	152			
Actual total abattoir visits for the year	2025	212	75	213	143	156	201	157	178	192	1527	1527	1527
Total abattoir visits planned for the year	2025	264	84	267	180	240	213	226	245	1924	1924	1924	1924
Total % abattoir visits done for the year	2025	80%	89%	80%	79%	76%	74%	79%	78%	79%	79%	79%	79%
Percentage testing below/ (above) expected		-5%	-14%	-5%	-4%	-1%	1%	-4%	-3%				

Percentage of deviations



3. ACTIVE NON-CLASSIFYING ABATTOIRS

Active registered abattoirs and species slaughtered	Number of classification abattoirs										Total for	
											Month	Year
	TF	MC	ADuT	PN	AR	SO	WJ	EG	WV			
Active registered abattoirs in month	13	2	14	5	6	11	31	15	38	135		135
Beef	12	2	10	0	6	9	24	9	38	110		110
Sheep	3	2	4	4	6	6	29	12	27	93		93
Pigs	3	0	6	0	4	6	8	10	6	43		43

4. ACTIVE CLASSIFICATION ABATTOIRS

Active registered abattoirs and species slaughtered	Number of classification abattoirs										Total for	
											Month	Year
	TF	MC	ADuT	PN	AR	SO	WJ	EG	WV			
Active registered abattoirs in month	27	8	27	18	21	24	21	22	25	193		192
Beef	23	5	22	8	16	16	20	17	22	149		149
Sheep	17	6	20	16	20	10	19	19	18	145		144
Pigs	12	2	16	2	7	12	9	10	15	85		86

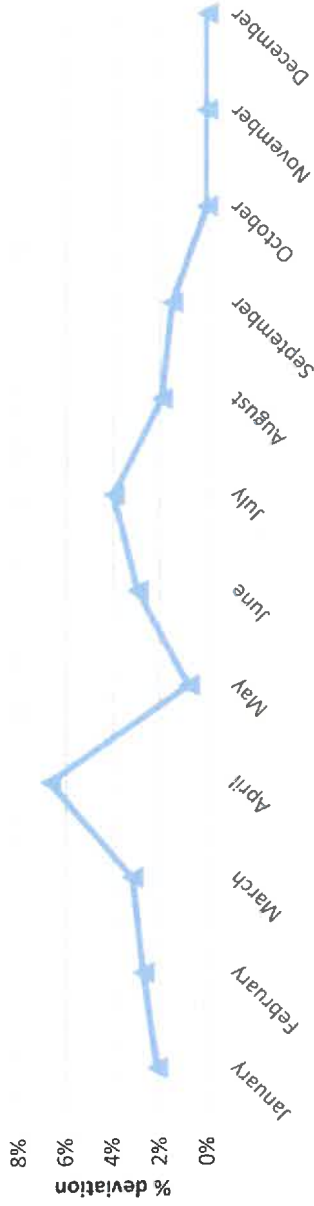
5. MEAT CLASSIFICATION DEVIATION - TRADE

In 190 visits performed there were

2 deviations from the regulations

Code	Deviations from regulations at trade	Number of deviations											Total for				
		TF	MC	ADuT	PN	AR	SO	WJ	EG	WV	DZ	Svs	JJ	Month	Year		
	Deviations at abattoir																
1	Classified carcasses not roller-marked	0	0	0	0	0	0	0	0	0	0	0	0	0	0	0	0
2	No stamp of approval.	0	0	0	0	0	0	0	0	0	0	0	0	0	0	0	0
3	No abattoir-identification code on Beef, Sheep or Pork.	0	0	0	0	0	0	0	0	0	0	0	0	0	0	0	0
4	Carcasses wrongly roller-marked.	0	0	0	0	0	0	0	0	0	0	0	0	0	0	0	0
5	Untidy - smudged roller-marks.	0	0	0	0	0	0	0	0	0	0	0	0	0	0	0	8
6	Deviations on fatness classification, conformation and damage codes.	0	0	0	0	0	0	1	0	0	0	0	0	0	0	1	4
7	No measurement on pig carcasses.	0	0	0	0	0	0	0	0	0	0	0	0	0	0	0	0
8	Non registered abattoir/ classifier performing classification.	0	0	0	0	0	0	0	0	0	0	0	0	0	0	0	0
9	Teeth not marked on atlas bone.	0	0	0	0	0	0	1	0	0	0	0	0	0	0	1	2
10	Measurement position for pork classification incorrect.	0	0	0	0	0	0	0	0	0	0	0	0	0	0	0	0
11	Non-classification Abattoir performing/ referring to classification.	0	0	0	0	0	0	0	0	0	0	0	0	0	0	0	0
	Deviations at butchery																
1	Imported meat not marked/ indicated. Regulation 21(2) and (5).	0	0	0	0	0	0	0	0	0	0	0	0	0	0	0	5
2	Classified mutton sold as lamb. Regulation 22(1) and (2) for goat.	0	0	0	0	0	0	0	0	0	0	0	0	0	0	0	7
3	Unclassified sheep sold as lamb. Regulation 22(1) and (2) for goat.	0	0	0	0	0	0	0	0	0	0	0	0	0	0	0	0
4	Unaudited Quality Indications on meat- Free Range, Grass-Fed, Karoo, etc. Regulations 23(1),(2) and (3). Definition for "Quality Indication" .	0	0	0	0	0	0	0	0	0	0	0	0	0	0	0	4
5	Treated meat not correctly labelled. Regulation 21(7).	0	0	0	0	0	0	0	0	0	0	0	0	0	0	0	0
6	Meat treated with more than 10%. Regulation 21(7).	0	0	0	0	0	0	0	0	0	0	0	0	0	0	0	0
7	Prohibited and Restricted Particulars on meat (Super, Prime, Grade, etc.). Regulations 23(1) and (2).	0	0	0	0	0	0	0	0	0	0	0	0	0	0	0	5
8	Meat from other species sold as meat from cattle, sheep, goats and pigs. Regulation 23(4).	0	0	0	0	0	0	0	0	0	0	0	0	0	0	0	0
9	The above-indicated deviations used in relation to advertisements, noticeboards and other means. Regulation 23(5).	0	0	0	0	0	0	0	0	0	0	0	0	0	0	0	1
10	Other	0	0	0	0	0	0	0	0	0	0	0	0	0	0	0	10
	Total deviations at the trade for the month	0	0	0	0	0	0	2	0	0	0	0	0	0	0	2	46
	Total deviations at the trade to date for 2025	10	0	4	2	1	3	10	8	6	1	1	0	0	0	46	46
	Total trade visits for the month	5	11	37	10	6	16	25	21	4	9	21	25	190			
	Actual total trade visits for the year 2025	171	94	214	98	169	195	198	196	157	77	232	194	1995			
	Total trade visits planned for the year 2025	250	125	250	125	250	250	250	250	250	100	250	250	2600			
	Total % trade visits done for the year 2025	68%	75%	86%	78%	68%	78%	79%	78%	63%	77%	93%	78%	2600	77%	77%	77%
	Percentage testing below/ (above) expected	7%	0%	-11%	-3%	7%	-3%	-4%	-3%	12%	-2%	-18%	-3%	2600	-3%	-3%	-3%

% Trade deviations



6. DRESSING STANDARDS

Dressing Standards	Number of abattoirs outside the norm											Total for	
	TF	MC	ADuT	PN	AR	SO	WJ	EG	WV	Month	Year		
Norm	2	2	2	2	2	2	2	2	2	2	11	0	
Beef	1	0	0	0	0	0	0	0	0	0	1	11	
Sheep	0	0	0	0	0	0	0	0	0	0	0	12	
Pigs	0	0	0	0	0	0	0	0	0	0	0	0	

7. ASSESSING

	Number of assessments in classification											Total for	
	TF	MC	ADuT	PN	AR	SO	WJ	EG	WV	Month	Year		
Beef	0	0	0	0	0	0	0	0	0	0	8		
Sheep	0	0	0	0	0	0	0	0	0	0	12		
Pigs	0	0	0	0	0	0	0	1	0	1	3		
Number of assessments during the month	0	0	0	0	0	0	0	1	0	1	23		
Number of persons currently in training	0	0	0	0	0	0	0	0	0	0	0		

	Number of refreshings											Total for	
	TF	MC	ADuT	PN	AR	SO	WJ	EG	WV	Month	Year		
Beef	0	0	1	0	2	1	0	1	0	5	78		
Sheep	2	0	2	1	0	1	0	2	0	8	72		
Pigs	1	0	0	0	0	1	0	0	0	2	37		

9. CARCASS COMPETITION

Carcass competitions evaluated	Number evaluated														Total for						
	Commercial farmers							Emergent farmers							Month	Year					
	TF	MC	ADuT	PN	AR	SO	WJ	EG	WV	TF	MC	ADuT	PN	AR	SO	WJ	EG	WV			
Beef	0	0	0	0	0	2	0	0	0	0	0	0	0	0	0	0	0	0	0	2	6
Sheep	0	0	1	0	0	0	0	1	0	0	0	0	0	0	0	0	0	0	0	2	17
Goat	0	0	0	0	0	0	0	0	0	0	0	0	0	0	0	0	0	0	0	0	1
Pigs	0	0	0	0	0	0	0	0	0	0	0	0	0	0	0	0	0	0	0	0	21
Total for the year	2	1	12	7	1	6	2	7	3	1	0	0	1	0	2	0	0	0	4	45	

Quality Marks	Number of audits performed														Total	Not complying	
	TF	MC	ADuT	PN	AR	SO	WJ	EG	WV	DZ	SvS	JJ	NvS				
Pick 'n Pay Free Range Beef/ SCF/ Wagyu	Farm	0	0	0	0	0	0	0	0	0	0	0	0	0	6	0	0
	Feedlot	0	0	0	0	0	0	0	0	0	0	0	0	0	0	0	0
	Abattoir	6	1	10	0	3	10	8	14	2	0	0	0	0	54	1	0
	De-boning	0	0	0	0	0	0	0	0	0	0	0	0	0	0	0	0
	Trade/ Outlet	32	6	41	7	22	30	22	13	55	20	376	0	0	803	21	0
Pork 360	Farm	0	0	0	0	0	0	0	0	0	0	0	0	0	0	0	0
	Feedlot	0	0	0	0	0	0	0	0	0	0	0	0	0	0	0	0
	Abattoir	2	0	2	0	0	2	0	0	2	0	0	0	0	8	0	0
	De-boning	0	0	0	0	0	0	0	0	0	0	0	0	0	0	0	0
	Trade/ Outlet	0	0	0	0	0	0	0	0	0	0	0	0	0	0	0	0
Quality Veld Beef	Farm	0	0	0	0	0	0	0	0	0	0	0	0	0	0	0	0
	Feedlot	0	0	0	0	0	0	0	0	0	0	0	0	0	0	0	0
	Abattoir	0	0	0	0	0	0	1	0	0	0	0	0	0	1	0	0
	De-boning	0	0	0	0	0	0	0	0	0	0	0	0	0	0	0	0
	Trade/ Outlet	0	0	0	0	0	0	0	0	0	0	0	0	0	0	0	0
Roelcor Free Range Beef & Pork	Farm	0	0	0	0	0	0	0	0	0	0	0	0	4	0	0	0
	Feedlot	0	0	0	0	0	0	0	0	0	0	0	0	0	0	0	0
	Abattoir	0	0	0	0	0	0	0	6	0	0	0	0	0	6	0	0
	De-boning	0	0	0	0	0	0	0	0	0	0	0	0	0	0	0	0
	Trade/ Outlet	0	0	0	0	0	0	0	9	0	10	0	0	0	19	0	0
Sernick Bonsmara	Farm	0	0	0	0	0	0	0	0	0	0	0	0	0	0	0	0
	Feedlot	0	0	0	0	2	0	0	0	0	0	0	0	0	2	0	0
	Abattoir	0	0	0	0	2	0	0	0	0	0	0	0	0	2	0	0
	De-boning	0	0	0	0	0	0	0	0	0	0	0	0	0	0	0	0
	Trade/ Outlet	0	0	0	0	1	0	0	0	0	0	1	0	0	2	0	0
South-African Angus Beef	Farm	0	0	0	0	0	0	0	0	0	0	0	0	2	0	0	0
	Feedlot	0	0	0	0	0	0	0	0	0	0	0	0	0	0	0	0
	Abattoir	0	0	0	0	0	0	0	2	0	0	0	0	0	2	0	0
	De-boning	2	0	0	0	0	0	0	0	0	1	0	0	0	3	0	0
	Trade/ Outlet	0	0	0	0	0	0	0	0	0	4	0	0	0	4	0	0

Quality Marks	Number of audits performed														Total	Not complying	
	TF	MC	ADuT	PN	AR	SO	WJ	EG	WV	DZ	SvS	JJ	NvS				
0	Farm	0	0	0	0	0	0	0	0	0	0	0	0	0	0	0	0
	Feedlot	0	0	0	0	0	0	0	0	0	0	0	0	0	0	0	0
	Abattoir	0	0	0	0	0	0	0	0	0	0	0	0	0	0	0	0
	De-boning	0	0	0	0	0	0	0	0	0	0	0	0	0	0	0	0
	Trade/Outlet	0	0	0	0	0	0	0	0	0	0	0	0	0	0	0	0
0	Farm	0	0	0	0	0	0	0	0	0	0	0	0	0	0	0	0
	Feedlot	0	0	0	0	0	0	0	0	0	0	0	0	0	0	0	0
	Abattoir	0	0	0	0	0	0	0	0	0	0	0	0	0	0	0	0
	De-boning	0	0	0	0	0	0	0	0	0	0	0	0	0	0	0	0
	Trade/Outlet	0	0	0	0	0	0	0	0	0	0	0	0	0	0	0	0
0	Farm	0	0	0	0	0	0	0	0	0	0	0	0	0	0	0	0
	Feedlot	0	0	0	0	0	0	0	0	0	0	0	0	0	0	0	0
	Abattoir	0	0	0	0	0	0	0	0	0	0	0	0	0	0	0	0
	De-boning	0	0	0	0	0	0	0	0	0	0	0	0	0	0	0	0
	Trade/Outlet	0	0	0	0	0	0	0	0	0	0	0	0	0	0	0	0
0	Farm	0	0	0	0	0	0	0	0	0	0	0	0	0	0	0	0
	Feedlot	0	0	0	0	0	0	0	0	0	0	0	0	0	0	0	0
	Abattoir	0	0	0	0	0	0	0	0	0	0	0	0	0	0	0	0
	De-boning	0	0	0	0	0	0	0	0	0	0	0	0	0	0	0	0
	Trade/Outlet	0	0	0	0	0	0	0	0	0	0	0	0	0	0	0	0
0	Farm	0	0	0	0	0	0	0	0	0	0	0	0	0	0	0	0
	Feedlot	0	0	0	0	0	0	0	0	0	0	0	0	0	0	0	0
	Abattoir	0	0	0	0	0	0	0	0	0	0	0	0	0	0	0	0
	De-boning	0	0	0	0	0	0	0	0	0	0	0	0	0	0	0	0
	Trade/Outlet	0	0	0	0	0	0	0	0	0	0	0	0	0	0	0	0
Total	68	19	93	35	42	81	52	101	80	432	494	718	0	2215	41		

12. INFORMATION HIDES AND SKINS

Category	Containers exported to EU												Total for Year
	January	February	March	April	May	June	July	August	September	October	November	December	
Wet-Salted Hides	107	71	125	50	53	107	83	44	114	0	0	0	754
Dry-Salted Hides	0	0	0	0	0	0	0	0	0	0	0	0	0
Wet-Salted Calf	0	0	0	0	0	0	0	0	0	0	0	0	0
Wet-Salted Sheep skins	62	37	34	37	22	43	35	13	67	0	0	0	350
Dry-Salted Sheep skins	0	0	0	0	0	0	0	0	0	0	0	0	0
Wet Blue Hides	17	38	30	26	34	28	15	0	24	0	0	0	212
Sheep Skin Pickles	4	9	13	5	3	10	5	2	5	0	0	0	56
1	0	0	0	0	0	0	0	0	0	0	0	0	0
2	0	0	0	0	0	0	0	0	0	0	0	0	0
3	0	0	0	0	0	0	0	0	0	0	0	0	0
4	0	0	0	0	0	0	0	0	0	0	0	0	0
5	0	0	0	0	0	0	0	0	0	0	0	0	0
Total Containers	190	155	202	118	112	188	138	59	210	0	0	0	1372

Category	Hides and skins conform/ not conform to export protocol								Total for the month	Total for the year	
	Gauteng	Limpopo	North West	The Free State	KwaZulu-Natal	The Eastern Cape	The Western Cape	Mpumalanga			The Northern Cape
Registration number	1/...	2/.....	3/...	4/....	5/...	6/...	7/...	8/...	9/...		
Approved abattoir	59	2	2	11	4	10	7	5	14	114	813
Consignments not accepted	7	14	0	4	3	1	0	4	1	34	140
Wet-salted hides accepted	13103	2888	11236	17745	3835	25302	20336	9579	11993	116017	1058229
Wet-salted hides not accepted	768	7259	0	469	329	188	0	1111	73	10197	52801
Wet-salted sheep skins accepted	18931	52	2934	43715	989	31511	166760	5995	96317	367204	2941552
Wet-salted sheep skins not accepted	5	860	0	835	129	124	0	148	1605	3706	42579
Certificate copies, corrections	0	0	0	0	0	1	0	0	2	3	95
Abattoir not approved	3	4	0	3	3	1	0	4	1	19	107

Exporters	Wool and Mohair												Total for Year	
	January	February	March	April	May	June	July	August	September	October	November	December		
SA Wol	74	128	203	97	105	186	16	2	123	0	0	0	0	934
Lesotho Wol	22	16	53	22	18	22	0	0	0	0	0	0	0	153
1	0	0	0	0	0	0	0	0	0	0	0	0	0	0
2	0	0	0	0	0	0	0	0	0	0	0	0	0	0
3	0	0	0	0	0	0	0	0	0	0	0	0	0	0
4	0	0	0	0	0	0	0	0	0	0	0	0	0	0
5	0	0	0	0	0	0	0	0	0	0	0	0	0	0
6	0	0	0	0	0	0	0	0	0	0	0	0	0	0
7	0	0	0	0	0	0	0	0	0	0	0	0	0	0
8	0	0	0	0	0	0	0	0	0	0	0	0	0	0
9	0	0	0	0	0	0	0	0	0	0	0	0	0	0
10	0	0	0	0	0	0	0	0	0	0	0	0	0	0
11	0	0	0	0	0	0	0	0	0	0	0	0	0	0
12	0	0	0	0	0	0	0	0	0	0	0	0	0	0
Total Containers	96	144	256	119	123	208	16	2	123	0	0	0	0	1087

Hide and skin audits for export at abattoirs/ stores	Number of audits performed											Total for month	Total for Year
	TF	MC	ADuT	PN	AR	SO	WJ	EG	WV				
Intermediate stores	0	0	2	2	0	4	2	1	0			11	44
Actual total abattoir store audits for the year	2	0	1	7	6	0	5	1	0			22	261
Total audits done for the month	2	0	3	9	6	4	7	2	0			33	
Total intermediate stores not comply for the month	0	0	0	1	0	0	0	0	0			1	3
Total abattoir stores not comply for the month	0	0	0	1	0	0	0	0	0			1	9

Abattoir stores	Number of audits performed											Total for month	Total for Year
	TF	MC	ADuT	PN	AR	SO	WJ	EG	WV				
Actual total abattoir store audits for the year	25	13	41	27	38	32	29	42	14			261	
Abattoir stores not interested for the year	15	3	26	11	4	22	50	14	64			209	
Total abattoir stores visited for the year	40	16	67	38	42	54	79	56	78			470	
Total abattoir audits planned for the year	74	19	73	44	51	54	101	71	119			606	
Total % audits done for the year	54%	84%	92%	86%	82%	100%	78%	79%	66%			78%	

Intermediate stores	Number of audits performed											Total for month	Total for Year
	TF	MC	ADuT	PN	AR	SO	WJ	EG	WV				
Actual total intermediate store audits for the year	2	2	4	8	5	8	4	9	2			44	
Intermediate stores not interested for the year	0	0	0	0	0	0	0	0	0			0	
Total intermediate stores visited for the year	2	2	4	8	5	8	4	9	2			44	
Total intermediate stores audits planned for the year	2	2	4	10	4	8	4	10	4			48	
Total % audits done for the year	100%	100%	100%	80%	125%	100%	100%	90%	50%			92%	

Intermediate stores and abattoirs registered for export	Number of audits performed											Total for month	Total for Year
	TF	MC	ADuT	PN	AR	SO	WJ	EG	WV				
Intermediate stores registered	2	0	0	0	1	5	0	0	0			8	
Abattoir stores registered	17	0	0	0	7	1	0	0	0			25	
Total registrations done for the month	19	0	0	0	8	6	0	0	0			33	
Total registrations done for the year	19	0	0	0	8	6	0	0	0			33	

13. REGIONAL AND NATIONAL INSPECTIONS

Details	Number of audits performed												Total for Year	
	January	February	March	April	May	June	July	August	September	October	November	December		
National	8	26	23	14	24	12	20	27	11	0	0	0	0	165
Total													165	
Total planned													193	
Percentage complete													85%	

15. VISITS FOR SLAUGHTER FIGURES

Slaughter figure visits total	Number											Total for	
	Meat classification											Year	
	TF	MC	ADuT	PN	AR	SO	WJ	EG	WV				
	Beef												
Number of visits performed for year	74	16	68	16	40	52	88	52	113			519	
Visits to perform	121	26	113	24	72	88	159	90	218			911	
Percentage visits performed	61%	62%	60%	67%	56%	59%	55%	58%	52%			57%	
	Sheep												
Number of visits performed for year	42	18	50	40	48	34	96	64	82			474	
Visits to perform	67	29	79	64	84	58	176	111	162			830	
Percentage visits performed	63%	62%	63%	63%	57%	59%	55%	58%	51%			57%	
	Pigs												
Number of visits performed for year	62	8	120	10	48	95	85	100	74			602	
Visits to perform	96	12	144	12	66	114	108	120	126			798	
Percentage visits performed	65%	67%	83%	83%	73%	83%	79%	83%	59%			75%	

Slaughter figure visits classifying	Number											Total for	
	Meat classification											Year	
	TF	MC	ADuT	PN	AR	SO	WJ	EG	WV				
	Beef												
Number of visits performed for year	48	12	46	16	28	32	40	34	41			297	
Visits to perform	69	18	69	24	48	48	63	54	66			459	
Percentage visits performed	70%	67%	67%	67%	58%	67%	63%	63%	62%			65%	
	Sheep												
Number of visits performed for year	34	14	42	32	36	20	38	40	33			289	
Visits to perform	51	21	63	48	60	30	60	63	54			450	
Percentage visits performed	67%	67%	67%	67%	60%	67%	63%	63%	61%			64%	
	Pigs												
Number of visits performed for year	48	8	85	10	28	60	45	50	57			391	
Visits to perform	72	12	102	12	42	72	60	60	90			522	
Percentage visits performed	67%	67%	83%	83%	67%	83%	75%	83%	63%			75%	

Slaughter figure visits non classifying	Number											Total for Year
	Meat classification											
	TF	MC	ADuT	PN	AR	SO	WJ	EG	WV			
Beef												
Number of visits performed for year	26	4	22	0	12	20	48	18	72			222
Visits to perform	52	8	44	0	24	40	96	36	152			452
Percentage visits performed	50%	50%	50%	0%	50%	50%	50%	50%	47%			49%
Sheep												
Number of visits performed for year	8	4	8	8	12	14	58	24	49			185
Visits to perform	16	8	16	16	24	28	116	48	108			380
Percentage visits performed	50%	50%	50%	50%	50%	50%	50%	50%	45%			49%
Pigs												
Number of visits performed for year	14	0	35	0	20	35	40	50	17			211
Visits to perform	24	0	42	0	24	42	48	60	36			276
Percentage visits performed	58%	0%	83%	0%	83%	83%	83%	83%	47%			76%

16. AUCTIONS

Auction figures	Number of auctions												Total for Month/Year	
	TF	MC	ADuT	PN	AR	SO	WJ	EG	WV	DZ	SvS	JJ		NvS
Auctions per month	0	0	0	0	0	0	0	0	0	0	0	0	0	0
Auctions per year	1	0	1	0	3	9	1	1	8	0	0	0	0	24
Not comply for year	0	0	0	0	0	0	0	0	0	0	0	0	0	0

17. BLNS AUDITS

BLNS audits	Number of BLNS												Total for Month/Year	
	TF	MC	ADuT	PN	AR	SO	WJ	EG	WV	DZ	SvS	JJ		NvS
Audits per month	5	4	10	6	4	3	2	14	2	0	0	0	0	50
Audits per year	54	36	98	65	29	30	18	128	18	0	0	0	0	476
Not comply for year	5	0	22	0	5	0	3	0	1	0	0	0	0	36
No audits for year	29	1	0	0	3	0	9	0	7	0	0	0	0	49

SUMMARY

Summary of audits conducted by the Regional Auditors / Inspectors during September 2025.

1. Amount of audits Classification Abattoirs :
164 Abattoirs were visited for the month.
24 deviations from the Regulations were documented. It was addressed and / or rectified.
2. Total Trade Visits
261 Meat traders were visited for the month.
4 deviations from the Regulations were noted as well as addressed and / or corrected.
3. Dressing Standards for the month
1 Deviation of the norm appeared on beef carcasses.
1 Deviations of the norm appeared on smallstock carcasses.
No deviations of the norm appeared on pork carcasses.
4. Assessing of Classification Students
1 Classification students were successfully assessed this month to independently classify beef at abattoirs.
2 Classification student was successfully assessed this month to independently classify smallstock at abattoirs.
0 Classification student was successfully assessed this month to independently classify pork at abattoirs.
5. Refreshing
Classifiers were refreshed this month for deviations above 6% in terms of the Standing Regulations, (7 in beef, 8 in smallstock and 3 in pork).
6. National Carcass Competitions
No commercial and no emergent farmer national carcass competition for beef was held during this month.
2 commercial and no emergent farmer national carcass competition for lamb was held during this month.
No commercial and no emergent farmer national carcass competition for goat was held during this month.
No commercial and no emergent farmer national carcass competitions for pork were held during this month.
7. Total amount of abattoirs participating in the Meat Classification System
194 abattoirs is currently participating, consisting of :
149 abattoirs that classifies beef.
146 abattoirs that classifies smallstock.
85 abattoirs that classifies pork.

8. Quality Indication Mark Auditing :
156 Quality indication mark audits were so far done for the month.
There are 30 different quality indication marks represented. Audits includes farms, abattoirs, deboning plants and meat traders.
5 Non-compliances from the spesific quality indication mark spesifications were noted.
9. Hides and Skins Audits for Export purposes
6 Intermediate hides and skins stores were audited this month for export purposes.
36 Abattoir stores were audited this month for export purposes.
10. Visits for slaughter figures
0 Beef stats were recorded in September, and a total of 519 audits have been recorded for the year to date.
0 Sheep stats were recorded in September, and a total of 474 have been recorded for the year to date.
97 Pig were recorded in September, and a total of 602 have been recorded for the year to date.
11. Withdrawal of abattoir identification codes
1 Abattoirs' code to classify were withdrawn this month by SAMIC on behalf of the National Department of Agriculture, Land Reform & Rural Development due to the non compliance of the Standing Regulations.
12. Warnings to Abattoirs
5 Abattoirs received warnings from SAMIC on behalf of the National Department of Agriculture's Directorate of Food Safety and Quality Assurance for lesser transgressiones of the Standing Regulations.
1 Abattoir received a final warning from SAMIC on behalf of the National Department of Agriculture's Directorate of Food Safety and Quality Assurance for lesser transgressiones of the Standing Regulations.
13. Registration / Re-registration of Abattoirs
1 abattoirs was registered for the month of September to classify.
14. Trade Transgressions
0 Meat traders received warnings from SAMIC on behalf of the National Department of Agriculture's Directorate of Food Safety and Quality Assurance for among other things, incorrect labelling and imported meat which was not marked according to the Regulations.
15. Auctions
0
16. BLNS
51

17. Meat classification service

During September 2025 all SAMIC regional auditing inspectors involved with classification visited two abattoirs. At Renbro Abattoir and Doornplaat Abattoir. Evaluation of SAMIC regional auditing inspectors were done on beef, small stock and pork classification. The aim is to make sure classification standards are the same on a national basis. Carcasses were evaluated with regards to fatness classification, conformation and damage codes. During this session regional auditor inspectors evaluated carcasses individually and in group sessions.

A very successful annual carcass competition function was held on 18 September 2025 at Gabbata Lodge, close to Pretoria. Producers were acknowledged for their efforts to produce high quality carcasses.

For September 2025, classification standard was good in general. No classification disputes were received.

18. Wool and Mohair

Excellent competition amongst the buying houses for the good quality merino fleece wools and certified wools, resulted in an overall sales clearance of 97,5%.